
























































































































































































































































MEN

Pos	No.	Name	Team	E1 Pos	E2 Pos	E3 Pos	E4 Pos	E5 Pos	Total
1st	11	Christian Textor		30:47.40 (2)	<u>24:43.70</u> (1)	19:48.95 (4)	<u>30:15.89</u> (1)	32:53.83 (2)	138:29.77
2nd	1	Emanuel Pombo		31:22.18 (8)	25:11.04 (4)	19:43.64 (2)	30:25.11 (2)	<u>32:25.53</u> (1)	139:07.50
3rd	26	Joe Connell		<u>30:45.22</u> (1)	25:08.94 (3)	19:47.96 (3)	30:50.19 (3)	32:57.52 (3)	139:29.83
4th	27	Lachlan Blair		30:48.21 (3)	25:17.17 (5)	20:09.76 (8)	31:30.91 (9)	33:35.52 (7)	141:21.57
5th	12	Vojtěch Bláha		31:34.38 (12)	25:38.21 (8)	19:53.81 (5)	31:11.03 (5)	33:17.59 (5)	141:35.02
6th	5	Lew Buchanan		31:06.71 (5)	25:20.98 (6)	21:02.30 (16)	31:11.72 (6)	33:06.78 (4)	141:48.49
7th	3	Jono Jones		30:59.47 (4)	26:05.90 (9)	20:12.36 (9)	31:06.24 (4)	34:00.04 (8)	142:24.01
8th	13	Daniel Schemmel		31:15.11 (7)	25:25.94 (7)	20:47.94 (14)	31:57.98 (11)	34:35.52 (13)	144:02.49
9th	16	Alex Lupato		32:18.80 (18)	26:21.95 (12)	20:07.10 (7)	31:16.12 (7)	34:10.30 (9)	144:14.27
10th	22	Ambroise Hebert		32:11.65 (17)	26:05.97 (10)	19:56.96 (6)	31:54.15 (10)	34:12.34 (10)	144:21.07
11th	28	Tom Wilson		31:51.79 (14)	26:20.71 (11)	20:27.08 (11)	32:11.88 (14)	34:23.35 (12)	145:14.81
12th	54	Sam Shucksmith		31:23.92 (9)	26:30.26 (13)	21:15.11 (19)	32:05.95 (12)	34:58.70 (16)	146:13.94
13th	8	Peter Ostroski		31:56.73 (15)	26:57.00 (15)	20:46.20 (13)	32:16.44 (16)	34:20.93 (11)	146:17.30
14th	10	Leopold Barich		32:03.67 (16)	26:55.37 (14)	21:03.90 (17)	32:12.21 (15)	34:38.69 (14)	146:53.84
15th	15	Denny Lupato		31:51.37 (13)	28:04.98 (19)	20:31.21 (12)	32:10.98 (13)	34:44.07 (15)	147:22.61
16th	14	Fergus Ryan		33:01.27 (20)	28:10.63 (20)	20:59.42 (15)	32:37.25 (18)	35:14.09 (17)	150:02.66
17th	18	Nicolas Walker		33:55.99 (21)	28:02.68 (18)	22:10.42 (21)	34:23.67 (19)	37:01.25 (19)	155:34.01
18th	29	Paul Fox		34:20.58 (22)	27:58.31 (17)	21:58.23 (20)	34:27.48 (20)	38:02.27 (21)	156:46.87
19th	9	Iven Ebener		35:04.17 (23)	27:15.76 (16)	22:24.78 (22)	35:45.21 (22)	38:18.38 (22)	158:48.30
20th	45	Mark Skarupa		36:32.20 (25)	30:03.06 (22)	22:40.06 (23)	34:44.23 (21)	37:02.79 (20)	161:02.34
21st	17	Alessio Marcorin		36:54.86 (26)	29:03.62 (21)	23:59.99 (26)	35:59.90 (23)	40:04.75 (25)	166:03.12
22nd	30	Jake Whitehouse		39:47.36 (29)	32:07.26 (26)	23:29.89 (24)	36:31.56 (24)	38:56.46 (23)	170:52.53
23rd	21	Pierre Lux		38:17.98 (27)	31:07.06 (24)	26:13.33 (27)	37:35.78 (26)	41:00.70 (26)	174:14.85
24th	33	Louis Salaun		39:16.19 (28)	31:54.15 (25)	23:49.29 (25)	37:20.45 (25)	43:03.35 (27)	175:23.43
25th	23	Ben Everad		35:48.78 (24)	30:10.16 (23)	35:38.12 (30)	37:53.17 (27)	39:35.10 (24)	179:05.33
26th	19	Lars Mallien		44:09.81 (30)	37:05.83 (27)	28:38.44 (28)	42:22.98 (28)	46:56.87 (28)	199:13.93
27th	20	Ben Bertemes		47:35.91 (31)	41:00.60 (28)	32:22.58 (29)	46:47.66 (29)	48:12.15 (29)	215:58.90
	7	Dan Wolfe		31:25.99 (11)	79:25.83 (29)	-	-	-	-
	2	Jerome Clementz		31:12.09 (6)	DNF	<u>19:39.99</u> (1)	31:20.73 (8)	33:20.15 (6)	-
	6	Kilian Bron		31:25.24 (10)	25:01.85 (2)	20:17.38 (10)	-	-	-
	24	Chubbie Hammond		32:48.52 (19)	DNF	21:10.22 (18)	32:33.29 (17)	35:30.94 (18)	-
	4	Matt Jones		-	-	-	-	-	-










MEN30

Pos	No.	Name	Team	E1 Pos	E2 Pos	E3 Pos	E4 Pos	E5 Pos	Total
1st	35	Daniel Pombo		 33:13.55 (1)	 27:53.08 (1)	 21:23.50 (1)	 33:02.68 (1)	 35:16.04 (1)	150:48.85
2nd	56	Dominic Schuppli		 33:33.51 (2)	 27:56.40 (2)	 22:12.62 (2)	 33:51.01 (2)	 36:33.73 (2)	154:07.27
3rd	37	Johnny Black		 36:55.49 (7)	 29:30.98 (3)	 23:29.13 (4)	 34:55.57 (3)	 38:39.71 (6)	163:30.88
4th	52	Strebelle Loïc		 36:31.02 (5)	 30:37.97 (4)	 23:34.54 (5)	 35:59.11 (5)	 37:35.94 (3)	164:18.58
5th	31	Lukas Manke		 35:59.32 (3)	 31:06.82 (8)	 23:36.40 (6)	 36:36.55 (6)	 38:20.01 (4)	165:39.10
6th	32	Johannes Riebl		 36:24.72 (4)	 30:53.35 (5)	 23:38.55 (7)	 36:37.18 (7)	 39:38.15 (7)	167:11.95
7th	53	Pablo Ramella		 37:53.95 (10)	 31:03.56 (7)	 24:16.38 (8)	 37:09.33 (8)	 38:26.27 (5)	168:49.49
8th	49	Marcin Ulasiuk		 36:45.68 (6)	 30:54.61 (6)	 24:31.47 (9)	 37:43.37 (9)	 40:25.94 (9)	170:21.07
9th	70	Dominik Elsässer		 38:01.24 (11)	 31:22.72 (9)	 25:25.34 (12)	 38:20.41 (10)	 41:09.93 (10)	174:19.64
10th	46	Geoffrey Dunn		 37:16.74 (8)	 32:19.05 (10)	 25:14.02 (11)	 38:28.29 (12)	 41:22.13 (12)	174:40.23
11th	40	Primož Resman		 40:09.59 (13)	 35:02.26 (13)	 24:48.31 (10)	 38:26.24 (11)	 41:14.29 (11)	179:40.69
12th	59	Rui Porto Nunes		 40:46.76 (15)	 34:12.76 (12)	 26:15.41 (15)	 39:18.40 (14)	 42:20.68 (13)	182:54.01
13th	44	Bernhard Meir		 40:24.46 (14)	 35:16.41 (15)	 25:51.36 (13)	 38:52.34 (13)	 45:18.39 (19)	185:42.96
14th	47	Przemyslaw Kanik		 41:47.10 (17)	 33:29.73 (11)	 26:43.47 (16)	 41:53.83 (19)	 44:20.32 (18)	188:14.45
15th	69	Norbert Wiegele		 43:13.96 (19)	 37:30.77 (16)	 28:22.14 (18)	 40:13.80 (16)	 43:17.84 (15)	192:38.51
16th	38	Sebastian Binnemann		 42:16.25 (18)	 39:17.14 (19)	 27:35.99 (17)	 40:15.91 (17)	 43:28.71 (16)	192:54.00
17th	41	Mateusz Kwiatek		 43:28.96 (20)	 39:12.49 (18)	 29:15.85 (19)	 42:42.15 (20)	 45:50.01 (20)	200:29.46
18th	63	Max Gruber		 41:32.74 (16)	 37:53.64 (17)	 44:18.94 (22)	 42:49.13 (21)	 43:06.61 (14)	209:41.06
19th	68	Jakub Staszczyk		 50:27.61 (23)	 44:08.82 (20)	 32:00.54 (20)	 46:42.97 (23)	 49:47.78 (21)	223:07.72
20th	62	Peter Tvingmark		 49:22.97 (22)	 47:56.70 (21)	 33:06.25 (21)	 45:48.74 (22)	 53:51.41 (22)	230:06.07
	58	Kale Richards		 38:39.17 (12)	 35:10.04 (14)	 25:51.71 (14)	 40:33.67 (18)	DNF	-
	42	Krzysztof Sielski		DNF	 62:30.38 (22)	DNF	 49:41.74 (24)	 61:03.28 (23)	-
	39	Conal Dixon		 46:52.52 (21)	DNF	DNF	 40:04.48 (15)	 44:09.20 (17)	-
	43	Bruno Nascimento		 37:48.63 (9)	DNF	 23:21.51 (3)	 35:12.51 (4)	 40:14.57 (8)	-
	50	Marc Harb		 -	-	-	-	-	-

MEN40

Pos	No.	Name	Team	E1 Pos	E2 Pos	E3 Pos	E4 Pos	E5 Pos	Total
1st	76	Leo Kokkonen		 33:25.36 (1)	 28:31.73 (1)	 22:15.88 (1)	 34:08.83 (1)	 36:55.52 (1)	155:17.32
2nd	83	Nuno da Nóbrega		 35:35.75 (2)	 30:41.34 (3)	 22:46.15 (2)	 35:18.00 (2)	 37:50.66 (2)	162:11.90
3rd	79	Harald Krebs		 36:08.18 (3)	 30:45.97 (5)	 23:10.36 (3)	 35:32.72 (3)	 38:34.85 (3)	164:12.08
4th	106	Anders Pyy		 36:23.34 (5)	 29:25.66 (2)	 23:33.66 (4)	 37:02.63 (5)	 39:28.43 (4)	165:53.72
5th	77	Jason Gidney		 37:47.41 (7)	 32:01.83 (8)	 23:58.77 (6)	 36:59.41 (4)	 39:40.65 (5)	170:28.07
6th	101	Thomas Buschor		 37:19.40 (6)	 30:44.16 (4)	 23:57.12 (5)	 37:39.98 (7)	 42:15.67 (7)	171:56.33
7th	111	Alex Granados		 39:24.16 (11)	 31:59.23 (7)	 25:00.19 (10)	 38:51.11 (10)	 42:16.22 (8)	177:30.91
8th	90	Maciej Kurant		 39:13.95 (10)	 32:31.42 (9)	 26:13.80 (14)	 38:33.04 (9)	 42:58.36 (11)	179:30.57
9th	102	Peter Beer		 40:11.78 (14)	 34:44.95 (13)	 25:49.95 (12)	 39:25.61 (11)	 42:25.40 (9)	182:37.69
10th	97	Nikodem Iskra		 40:06.84 (13)	 32:56.54 (10)	 26:04.33 (13)	 40:03.04 (12)	 43:34.51 (13)	182:45.26
11th	84	Marco Martinho		 37:52.01 (8)	 31:28.41 (6)	 24:45.21 (8)	 48:58.36 (22)	 43:14.41 (12)	186:18.40
12th	78	Neil Waters		 41:40.02 (16)	 34:28.88 (12)	 27:40.50 (16)	 43:32.73 (18)	 44:16.86 (14)	191:38.99
13th	85	Evan Corral		 38:34.96 (9)	 34:21.23 (11)	 24:56.07 (9)	 37:49.39 (8)	 59:33.29 (27)	195:14.94
14th	104	Christian Schemmel		 41:40.96 (17)	 37:14.42 (15)	 28:36.49 (17)	 43:05.49 (16)	 49:26.54 (19)	200:03.90
15th	89	Marek Nerko		 44:37.77 (20)	 38:28.03 (17)	 29:06.79 (18)	 42:59.86 (15)	 46:37.72 (17)	201:50.17
16th	80	Glen Impey		 43:17.20 (19)	 36:38.52 (14)	 29:08.47 (19)	 43:59.74 (19)	 48:57.13 (18)	202:01.06
17th	109	Paul Schurman		 42:57.17 (18)	 38:19.14 (16)	 41:04.56 (23)	 43:14.65 (17)	 46:10.30 (16)	211:45.82
18th	96	Gleb Skobeltsyn		 49:55.09 (22)	 48:17.88 (19)	 32:04.94 (20)	 45:34.83 (20)	 50:34.90 (20)	226:27.64
19th	115	Matthew Frost		 54:25.66 (25)	 50:16.53 (21)	 36:10.75 (21)	 48:11.24 (21)	 52:24.71 (21)	241:28.89
20th	110	Rolph de Groot		 52:09.65 (24)	 46:43.80 (18)	 53:37.24 (25)	 48:58.66 (23)	 53:59.77 (24)	255:29.12
21st	114	Alexandre de Chazal		 58:37.35 (27)	 68:16.24 (24)	 40:16.33 (22)	 52:13.80 (26)	 54:43.21 (25)	274:06.93
22nd	92	Robert Grollé		 58:09.18 (26)	 59:18.95 (23)	 47:47.09 (24)	 53:04.46 (27)	 58:17.62 (26)	276:37.30
	81	Sascha Nafz		 39:54.62 (12)	DNF	 25:30.29 (11)	 40:13.12 (13)	 42:46.46 (10)	-
	86	Austin Ryan Orth		 36:10.42 (4)	DNF	 24:08.92 (7)	 37:37.96 (6)	 40:53.89 (6)	-
	107	Björn Isomaa		 49:45.78 (21)	 50:26.76 (22)	DNF	 50:15.91 (24)	 53:25.53 (23)	-
	112	Richard Nicholls		 50:51.35 (23)	 48:30.35 (20)	DNF	 50:36.41 (25)	 53:11.93 (22)	-
	103	Sandor Rapolder		 41:33.35 (15)	-	 26:35.29 (15)	 41:02.23 (14)	 44:29.30 (15)	-
	113	Scott Yarrow		 73:50.54 (28)	-	-	 60:49.81 (28)	-	-

WOMEN

Pos	No.	Name	Team		E1 Pos	E2 Pos	E3 Pos	E4 Pos	E5 Pos	Total
1st	1009	Anita Gehrig			<u>35:37.83</u> (1)	<u>29:14.93</u> (1)	<u>23:34.56</u> (1)	<u>35:58.48</u> (1)	<u>38:08.58</u> (1)	162:34.38
2nd	1010	Caro Gehrig			35:42.90 (2)	29:39.06 (2)	24:13.36 (2)	36:50.17 (2)	38:31.81 (2)	164:57.30
3rd	1008	Monika Büchi			38:17.21 (4)	30:29.70 (3)	24:34.52 (3)	37:56.20 (3)	41:22.20 (3)	172:39.83
4th	1001	Anja Hovorka			38:06.22 (3)	33:24.41 (4)	25:24.22 (4)	39:43.00 (4)	42:29.06 (4)	179:06.91
5th	1004	Vera Ramon			48:03.48 (6)	42:36.56 (6)	31:42.48 (5)	47:40.63 (6)	50:21.35 (7)	220:24.50
6th	1007	Kathrin Baumann			46:54.68 (5)	49:59.10 (7)	32:01.11 (6)	46:06.20 (5)	50:20.13 (6)	225:21.22
7th	1003	Diana Brälye			55:27.33 (8)	42:04.29 (5)	33:06.71 (7)	47:41.60 (7)	50:02.67 (5)	228:22.60
8th	1006	Johanna Knappik			52:06.85 (7)	56:16.19 (9)	36:15.67 (8)	52:43.57 (8)	53:35.04 (8)	250:57.32
9th	1005	Christina Davies			57:30.85 (9)	52:28.34 (8)	37:35.81 (9)	52:52.99 (9)	55:32.26 (9)	256:00.25