












## MEN

Pos	No.	Name	Team	E1 Pos	E2 Pos	E3 Pos	E4 Pos	E5 Pos	Time
1st	3	Wyn Masters		00:37:40.2 (1)	00:36:57.5 (1)	00:19:39.7 (1)	00:21:51.9 (2)	00:26:39.0 (1)	02:22:48.3
2nd	1	Marcelo Gutierrez		00:38:22.2 (2)	00:37:16.9 (2)	00:20:08.1 (2)	00:22:11.9 (3)	00:26:52.7 (2)	02:24:51.8
3rd	7	Gary Donaldson		00:38:33.9 (3)	00:38:05.4 (4)	00:20:23.3 (5)	00:22:20.6 (4)	00:27:25.7 (4)	02:26:48.9
4th	4	Adrien Loron		00:39:04.1 (5)	00:37:57.0 (3)	00:20:09.6 (3)	00:22:27.6 (5)	00:27:34.2 (5)	02:27:12.5
5th	9	Cameron Van Den Dool		00:38:49.0 (4)	00:38:50.6 (6)	00:20:19.4 (4)	00:23:07.0 (6)	00:28:08.0 (6)	02:29:14.0
6th	11	Matias Camacho		00:39:44.0 (6)	00:38:33.2 (5)	00:21:18.4 (8)	00:23:22.1 (8)	00:28:10.6 (7)	02:31:08.3
7th	2	Arthur Deblonde		00:41:21.9 (8)	00:39:44.9 (7)	00:20:55.2 (7)	00:23:21.9 (7)	00:29:18.8 (9)	02:34:42.7
8th	5	Phil Atwill		00:46:22.3 (17)	00:40:34.2 (9)	00:20:34.8 (6)	00:21:49.9 (1)	00:27:01.7 (3)	02:36:22.9
9th	16	Severin Nock		00:42:06.4 (10)	00:41:07.0 (10)	00:21:51.7 (10)	00:24:00.3 (11)	00:29:29.1 (11)	02:38:34.5
10th	6	Léo Mathieu		00:42:29.3 (12)	00:41:16.2 (11)	00:21:48.1 (9)	00:23:51.9 (10)	00:29:22.7 (10)	02:38:48.2
11th	8	Scott Mellish		00:42:25.2 (11)	00:42:34.5 (12)	00:22:28.5 (11)	00:24:23.2 (13)	00:30:40.5 (12)	02:42:31.9
12th	18	Dylan Stucki		00:41:41.0 (9)	00:40:14.8 (8)	00:30:20.6 (20)	00:23:33.2 (9)	00:29:13.3 (8)	02:45:02.9
13th	23	Luke Parkin		00:44:34.5 (14)	00:43:06.0 (13)	00:23:13.2 (13)	00:25:27.6 (14)	00:30:51.0 (13)	02:47:12.3
14th	25	Gabriel Hjorth		00:43:33.4 (13)	00:43:42.8 (14)	00:23:09.7 (12)	00:24:13.3 (12)	00:34:13.1 (18)	02:48:52.3
15th	24	Maurice Raine		00:45:00.4 (15)	00:44:25.0 (15)	00:23:45.0 (14)	00:25:43.6 (15)	00:31:56.8 (14)	02:50:50.8
16th	10	Frank Makken		00:45:39.2 (16)	00:44:42.0 (16)	00:24:32.7 (15)	00:26:32.6 (16)	00:32:13.3 (15)	02:53:39.8
17th	12	Victor Bernard		00:52:32.0 (20)	00:49:15.2 (17)	00:24:59.0 (16)	00:27:17.0 (17)	00:32:31.6 (17)	03:06:34.8
18th	21	Ruslan Mahomedov		00:52:21.3 (19)	00:51:08.6 (19)	00:28:43.1 (19)	00:28:40.6 (20)	00:34:40.0 (19)	03:15:33.6
19th	15	Alexander Elia		01:00:37.0 (22)	00:55:57.2 (21)	00:34:10.8 (22)	00:32:12.9 (23)	00:37:24.0 (21)	03:40:21.9
20th	17	Silvano Zanchi		01:12:26.3 (24)	00:55:55.0 (20)	00:28:37.6 (18)	00:29:34.2 (22)	00:35:52.6 (20)	03:42:25.7
21st	22	Josue Valencia		01:02:19.2 (23)	00:59:41.0 (23)	00:30:44.1 (21)	00:32:17.2 (24)	00:37:57.9 (23)	03:42:59.4
	19	Brian Cahal		00:39:57.2 (7)	DNF	00:26:56.9 (17)	00:27:21.6 (18)	00:32:30.2 (16)	-
	13	Max Jidesten		00:51:40.6 (18)	00:50:09.9 (18)	DNF	00:28:30.1 (19)	00:39:29.8 (24)	-
	20	Ivan Sekanovich		00:57:33.8 (21)	00:57:40.2 (22)	DNF	00:28:59.9 (21)	00:37:39.2 (22)	-

### MEN30

Pos	No.	Name	Team	E1 Pos	E2 Pos	E3 Pos	E4 Pos	E5 Pos	Time
1st	79	Will Ward		00:40:05.3 (1)	00:39:07.1 (1)	00:20:22.4 (1)	00:23:27.9 (1)	00:28:23.8 (1)	02:31:26.5
2nd	78	Juan Vintimilla		00:41:04.4 (2)	00:40:35.1 (2)	00:21:26.2 (2)	00:23:38.4 (2)	00:29:20.6 (2)	02:36:04.7
3rd	56	Alex Gammeter		00:42:08.8 (3)	00:41:23.9 (3)	00:21:36.5 (3)	00:23:46.9 (3)	00:29:36.9 (3)	02:38:33.0
4th	41	Emmet Kelly		00:42:46.3 (4)	00:42:50.0 (4)	00:23:14.1 (6)	00:25:19.8 (5)	00:31:51.8 (8)	02:46:02.0
5th	28	Joseph Taylor		00:44:44.3 (8)	00:44:07.7 (7)	00:23:11.6 (5)	00:25:32.3 (7)	00:30:05.1 (4)	02:47:41.0
6th	52	Tyler West		00:44:03.1 (5)	00:43:27.3 (5)	00:24:22.0 (11)	00:25:30.0 (6)	00:31:51.2 (7)	02:49:13.6
7th	36	Cyril Ditzler		00:44:31.0 (7)	00:44:30.3 (9)	00:23:22.1 (7)	00:27:01.1 (16)	00:31:20.9 (5)	02:50:45.4
8th	55	Friedrich-Christian Walther		00:45:22.1 (9)	00:44:32.7 (10)	00:24:38.4 (13)	00:26:17.3 (9)	00:31:25.4 (6)	02:52:15.9
9th	59	Tamas Tarr		00:44:03.8 (6)	00:44:16.2 (8)	00:23:50.8 (8)	00:28:03.1 (23)	00:32:41.8 (11)	02:52:55.7
10th	33	Dennis Baader		00:46:37.0 (14)	00:46:24.2 (13)	00:24:22.8 (12)	00:26:19.4 (10)	00:32:17.5 (9)	02:56:00.9
11th	72	Ian Scott		00:46:10.6 (12)	00:45:55.4 (12)	00:24:13.2 (10)	00:26:09.4 (8)	00:33:37.8 (22)	02:56:06.4
12th	38	Mat Clark		00:45:44.6 (10)	00:43:54.9 (6)	00:23:11.5 (4)	00:25:09.9 (4)	00:38:10.0 (40)	02:56:10.9
13th	80	Scott Topham		00:46:25.6 (13)	00:46:31.5 (15)	00:25:01.8 (16)	00:26:32.8 (13)	00:33:01.6 (13)	02:57:33.3
14th	70	Roberto Afonso		00:47:02.4 (15)	00:46:24.9 (14)	00:25:18.4 (20)	00:26:28.5 (12)	00:32:47.7 (12)	02:58:01.9
15th	46	Begniss Baptiste		00:47:27.0 (16)	00:47:11.5 (20)	00:24:55.0 (14)	00:27:44.3 (22)	00:33:08.4 (16)	03:00:26.2
16th	60	Lynden Barnard		00:48:46.7 (24)	00:47:03.4 (18)	00:24:57.3 (15)	00:26:46.5 (14)	00:33:04.2 (14)	03:00:38.1
17th	64	Elijah Burke		00:46:10.0 (11)	00:48:06.1 (25)	00:25:35.5 (22)	00:27:33.3 (20)	00:33:18.1 (19)	03:00:43.0
18th	65	Sean Brenker		00:47:30.4 (17)	00:47:02.5 (17)	00:25:56.7 (24)	00:27:16.9 (18)	00:33:26.9 (20)	03:01:13.4
19th	62	Ben Heider		00:48:37.3 (23)	00:47:59.6 (22)	00:25:15.5 (19)	00:26:24.3 (11)	00:33:05.8 (15)	03:01:22.5
20th	42	Konstantinos Michail		00:49:01.5 (25)	00:48:00.7 (23)	00:25:03.7 (17)	00:27:10.8 (17)	00:32:34.5 (10)	03:01:51.2
21st	48	Benedikt Griffig		00:48:01.5 (20)	00:48:50.4 (26)	00:25:26.5 (21)	00:26:53.4 (15)	00:33:12.7 (17)	03:02:24.5
22nd	74	Paulo Kirchen		00:48:11.9 (21)	00:47:10.6 (19)	00:25:57.1 (25)	00:27:39.0 (21)	00:33:53.7 (24)	03:02:52.3
23rd	75	Sebastian Laber		00:47:40.9 (18)	00:47:26.1 (21)	00:27:19.3 (28)	00:27:25.0 (19)	00:33:50.8 (23)	03:03:42.1
24th	67	Terje Unnerud		00:48:16.5 (22)	00:46:51.0 (16)	00:25:12.3 (18)	00:28:17.2 (27)	00:35:50.6 (32)	03:04:27.6
25th	37	Ryan Evans		00:49:50.6 (26)	00:48:00.8 (24)	00:26:34.7 (27)	00:28:40.6 (29)	00:33:30.3 (21)	03:06:37.0
26th	34	Simon Rusitschka		00:49:59.0 (27)	00:50:00.6 (28)	00:25:40.8 (23)	00:28:03.9 (24)	00:34:32.6 (27)	03:08:16.9
27th	77	Vicent Vega		00:52:44.8 (34)	00:49:32.6 (27)	00:26:15.7 (26)	00:28:04.7 (25)	00:33:57.3 (25)	03:10:35.1
28th	49	Benjamin Rieck		00:50:01.7 (28)	00:50:36.3 (29)	00:28:40.0 (33)	00:28:43.9 (30)	00:34:51.4 (29)	03:12:53.3
29th	51	George Sewell		00:53:34.0 (38)	00:52:42.5 (33)	00:27:56.2 (31)	00:28:09.6 (26)	00:34:32.6 (27)	03:16:54.9
30th	73	Tobias Weiper		00:52:40.9 (33)	00:55:03.5 (39)	00:28:19.8 (32)	00:28:32.6 (28)	00:34:14.5 (26)	03:18:51.3
31st	68	Stian Rismyhr		00:50:09.7 (29)	00:54:56.6 (38)	00:28:52.4 (34)	00:29:51.7 (33)	00:35:13.1 (31)	03:19:03.5
32nd	66	Adrian Salvetti		00:52:21.3 (32)	00:52:38.3 (32)	00:29:37.6 (40)	00:29:35.6 (31)	00:34:55.0 (30)	03:19:07.8
33rd	32	Rainer Völker		00:52:49.4 (35)	00:52:45.4 (34)	00:27:51.3 (29)	00:30:29.2 (36)	00:36:46.5 (35)	03:20:41.8
34th	47	Alberto Arnoldi		00:50:51.0 (30)	00:50:48.5 (30)	00:27:55.1 (30)	00:30:37.5 (37)	00:40:34.5 (43)	03:20:46.6
35th	30	Georg Ortwein		00:53:11.0 (36)	00:53:28.3 (35)	00:29:21.9 (36)	00:30:25.6 (35)	00:36:38.7 (34)	03:23:05.5
36th	44	Nikolaou Giannis		00:55:37.6 (42)	00:55:07.0 (40)	00:29:01.6 (35)	00:29:48.1 (32)	00:35:56.5 (33)	03:25:30.8
37th	29	Christopher Lowe		00:54:37.5 (40)	00:54:00.8 (36)	00:32:30.2 (43)	00:30:53.7 (39)	00:37:51.9 (37)	03:29:54.1


















### MEN30

Pos	No.	Name	Team		E1 Pos	E2 Pos	E3 Pos	E4 Pos	E5 Pos	Time
38th	61	Josh Asquith			00:55:30.2 (41)	00:54:31.1 (37)	00:29:35.6 (39)	00:31:24.5 (41)	00:39:08.3 (42)	<b>03:30:09.7</b>
39th	45	Knut Kolvig			00:53:33.7 (37)	00:58:29.9 (42)	00:29:33.9 (38)	00:30:17.3 (34)	00:38:23.4 (41)	<b>03:30:18.2</b>
40th	43	Konstantinos Karathanos			00:53:45.4 (39)	00:58:58.5 (43)	00:32:12.1 (42)	00:32:35.8 (42)	00:37:11.4 (36)	<b>03:34:43.2</b>
41st	76	Tim Yavuz			01:00:30.4 (44)	00:56:41.9 (41)	00:29:23.8 (37)	00:30:52.8 (38)	00:38:03.3 (38)	<b>03:35:32.2</b>
42nd	69	Alex Hume			00:58:12.4 (43)	01:17:42.3 (44)	00:30:36.7 (41)	00:31:11.9 (40)	00:38:03.5 (39)	<b>03:55:46.8</b>
43rd	58	Juan Guillermo Roa			01:19:17.8 (45)	01:24:17.0 (45)	00:40:11.0 (45)	00:34:43.8 (43)	00:41:06.1 (44)	<b>04:39:35.7</b>
	54	Matt Gleason			DNF	-	-	-	-	-
	50	Nick Turner			00:47:53.8 (19)	00:45:50.0 (11)	00:24:05.0 (9)	DNF	00:33:14.6 (18)	-
	53	Matthew Guenther			DNF	-	-	-	-	-
	31	Dominik Zivcic			00:51:48.6 (31)	00:51:06.3 (31)	00:33:42.5 (44)	-	-	-
	63	Aidan Kenny			DNF	-	DNF	-	01:50:22.8 (45)	-










### MEN40

Pos	No.	Name	Team	E1 Pos	E2 Pos	E3 Pos	E4 Pos	E5 Pos	Time
1st	97	Leo Kokkonen		00:40:13.9 (1)	00:39:59.9 (1)	00:21:36.2 (1)	00:23:38.3 (1)	00:28:28.4 (1)	02:33:56.7
2nd	117	Toni Walbridge		00:42:42.5 (2)	00:42:06.3 (2)	00:22:13.2 (2)	00:24:47.2 (3)	00:29:52.6 (2)	02:41:41.8
3rd	114	Nijs Kurpershoek		00:43:07.4 (3)	00:42:27.2 (3)	00:23:19.5 (4)	00:25:38.5 (7)	00:30:32.1 (3)	02:45:04.7
4th	82	James Weames		00:44:04.5 (5)	00:42:59.3 (4)	00:23:22.8 (6)	00:25:00.3 (4)	00:30:44.3 (4)	02:46:11.2
5th	96	Andre Reising		00:44:09.8 (6)	00:44:38.4 (10)	00:23:15.9 (3)	00:25:27.7 (5)	00:31:05.8 (6)	02:48:37.6
6th	105	Joe Hanrahan		00:43:49.6 (4)	00:43:13.9 (6)	00:23:38.5 (8)	00:25:55.2 (9)	00:33:20.9 (19)	02:49:58.1
7th	103	Ben Newton		00:44:36.5 (8)	00:43:45.2 (7)	00:24:00.1 (9)	00:26:32.7 (12)	00:32:02.3 (9)	02:50:56.8
8th	93	Jason Gidney		00:44:43.6 (9)	00:45:47.2 (12)	00:23:33.7 (7)	00:25:43.9 (8)	00:31:10.5 (7)	02:50:58.9
9th	139	Brian Cooney		00:45:42.7 (11)	00:44:37.5 (9)	00:24:24.4 (11)	00:25:34.7 (6)	00:31:01.4 (5)	02:51:20.7
10th	131	Arild Heimli Johnsen		00:45:57.2 (14)	00:43:11.8 (5)	00:25:55.9 (23)	00:26:01.6 (10)	00:31:23.5 (8)	02:52:30.0
11th	123	Daniel Thwaite		00:45:42.7 (11)	00:44:32.4 (8)	00:24:07.8 (10)	00:26:50.4 (14)	00:33:00.8 (16)	02:54:14.1
12th	126	Aslak Mørstad		00:44:31.8 (7)	00:46:02.3 (15)	00:24:25.6 (12)	00:27:15.7 (20)	00:32:06.4 (10)	02:54:21.8
13th	129	Kristian Hauglum		00:45:48.2 (13)	00:44:59.7 (11)	00:25:09.1 (17)	00:27:03.1 (17)	00:33:05.6 (18)	02:56:05.7
14th	122	Carlos Paulo		00:45:41.2 (10)	00:45:57.5 (13)	00:24:59.2 (16)	00:26:49.2 (13)	00:33:00.5 (15)	02:56:27.6
15th	81	Pablo Valencia		00:46:06.6 (15)	00:47:14.7 (17)	00:25:29.2 (18)	00:26:30.6 (11)	00:32:13.3 (11)	02:57:34.4
16th	112	Iain Baird		00:46:22.3 (16)	00:47:09.4 (16)	00:24:44.8 (14)	00:27:06.6 (18)	00:32:24.4 (12)	02:57:47.5
17th	113	Alistair Baird		00:46:27.7 (17)	00:47:31.5 (18)	00:24:39.8 (13)	00:26:53.9 (16)	00:32:35.9 (13)	02:58:08.8
18th	127	Vidar Folden		00:47:38.2 (22)	00:48:04.1 (19)	00:25:29.4 (19)	00:27:18.3 (21)	00:34:01.9 (22)	03:02:31.9
19th	88	Miles Pinchin		00:47:20.0 (20)	00:48:05.0 (20)	00:25:35.1 (21)	00:27:21.0 (22)	00:34:12.9 (25)	03:02:34.0
20th	118	Paul Alfrey		00:48:43.2 (24)	00:46:00.5 (14)	00:25:48.8 (22)	00:28:09.7 (28)	00:34:09.3 (24)	03:02:51.5
21st	130	Stefano Baldari		00:48:02.4 (23)	00:48:08.4 (21)	00:25:58.3 (24)	00:27:30.6 (23)	00:33:48.9 (20)	03:03:28.6
22nd	107	Jonathan Fox		00:46:31.5 (18)	00:53:01.8 (33)	00:24:51.2 (15)	00:26:52.4 (15)	00:33:02.2 (17)	03:04:19.1
23rd	85	David Coyne		00:47:21.2 (21)	00:48:29.7 (22)	00:25:29.9 (20)	00:28:01.3 (26)	00:36:54.2 (36)	03:06:16.3
24th	90	Rolf Ulrich Rimrott		00:49:06.8 (25)	00:49:02.3 (23)	00:26:02.0 (25)	00:28:03.2 (27)	00:34:04.4 (23)	03:06:18.7
25th	135	Tilo Schmitt		00:46:55.6 (19)	00:50:24.7 (27)	00:27:30.5 (28)	00:27:56.2 (25)	00:33:51.7 (21)	03:06:38.7
26th	87	Dave Johnson		00:52:21.8 (37)	00:49:58.2 (26)	00:27:25.5 (26)	00:27:13.8 (19)	00:32:43.6 (14)	03:09:42.9
27th	133	Ralph Kuehnert		00:52:06.2 (34)	00:52:43.5 (32)	00:27:28.8 (27)	00:28:54.5 (30)	00:34:36.6 (27)	03:15:49.6
28th	100	Michiel Rotgans		00:51:03.6 (31)	00:51:53.5 (28)	00:27:50.8 (30)	00:29:09.4 (31)	00:36:33.4 (35)	03:16:30.7
29th	89	Jon Secker		00:50:56.4 (29)	00:52:00.2 (30)	00:28:22.5 (33)	00:29:35.7 (36)	00:35:45.4 (32)	03:16:40.2
30th	110	Rob Becker		00:51:03.5 (30)	00:51:56.2 (29)	00:29:43.1 (36)	00:29:30.5 (35)	00:34:45.0 (28)	03:16:58.3
31st	137	Nick Marriott		00:49:25.5 (26)	00:53:24.5 (34)	00:27:51.3 (31)	00:29:18.1 (32)	00:38:00.4 (42)	03:17:59.8
32nd	128	Jan Hoilund		00:52:54.9 (40)	00:54:31.2 (36)	00:27:50.0 (29)	00:29:24.0 (33)	00:34:54.8 (29)	03:19:34.9
33rd	86	David Dobson		00:52:17.7 (36)	00:54:04.3 (35)	00:28:29.2 (34)	00:30:23.0 (39)	00:35:47.6 (33)	03:21:01.8
34th	84	Jordi Torres		00:52:17.5 (35)	00:54:40.2 (37)	00:28:14.9 (32)	00:29:28.6 (34)	00:37:30.7 (40)	03:22:11.9
35th	95	Pontus Jidesten		00:52:32.9 (39)	00:52:15.5 (31)	00:30:43.7 (38)	00:30:40.9 (41)	00:40:01.2 (44)	03:26:14.2
36th	116	Erik Kubiak		00:54:14.9 (42)	00:56:12.1 (40)	00:29:38.5 (35)	00:29:52.1 (38)	00:37:11.0 (38)	03:27:08.6
37th	136	Paul Povey		00:51:18.7 (32)	00:57:21.7 (41)	00:30:48.5 (39)	00:31:50.5 (43)	00:37:26.5 (39)	03:28:45.9

### MEN40

Pos	No.	Name	Team	E1 Pos	E2 Pos	E3 Pos	E4 Pos	E5 Pos	Time
38th	138	David Grover		 00:54:51.9 (43)	00:54:52.5 (38)	00:30:34.2 (37)	00:30:51.2 (42)	00:38:18.7 (43)	<b>03:29:28.5</b>
39th	108	Eduardo Nery		 00:58:31.5 (45)	00:58:26.9 (44)	00:31:03.8 (40)	00:30:31.2 (40)	00:37:01.0 (37)	<b>03:35:34.4</b>
40th	101	Philip Twellsieck		 01:04:25.2 (47)	01:10:51.4 (45)	00:35:09.5 (42)	00:35:52.3 (47)	00:41:42.1 (46)	<b>04:08:00.5</b>
41st	104	Angel Loron		 01:11:54.4 (49)	01:14:50.1 (48)	00:35:14.1 (43)	00:36:51.3 (48)	00:45:02.3 (48)	<b>04:23:52.2</b>
42nd	121	Tim Heider		 01:13:11.5 (50)	01:13:18.3 (47)	00:40:28.9 (44)	00:39:31.0 (51)	00:45:42.9 (50)	<b>04:32:12.6</b>
43rd	120	Simon Croft		 01:15:56.5 (52)	01:17:00.0 (50)	00:42:46.7 (45)	00:37:04.8 (49)	00:45:06.6 (49)	<b>04:37:54.6</b>
44th	102	Klaus Baumann		 01:15:29.9 (51)	01:15:28.2 (49)	00:43:27.8 (46)	00:37:37.6 (50)	00:46:28.6 (51)	<b>04:38:32.1</b>
	119	Robert Dormer		 01:05:18.0 (48)	01:11:57.4 (46)	DNF	00:34:01.7 (46)	00:42:54.5 (47)	-
	132	Matt Nielsen		 00:49:42.9 (27)	00:55:37.5 (39)	00:23:20.7 (5)	00:24:07.9 (2)	-	-
	125	Christian Erga		 00:54:53.1 (44)	00:57:57.3 (43)	-	-	-	-
	109	Paulo Sales		 00:53:37.8 (41)	00:57:44.7 (42)	-	00:29:46.6 (37)	00:37:52.0 (41)	-
	92	Chris Sargeant		 00:52:30.3 (38)	00:49:16.6 (25)	-	00:27:42.7 (24)	00:35:18.1 (30)	-
	124	Stian Carlsen		 00:51:58.4 (33)	-	-	-	00:35:52.7 (34)	-
	98	Klaus Roehr		 00:50:32.4 (28)	00:49:06.3 (24)	-	00:28:11.0 (29)	00:34:33.1 (26)	-
	134	Oliver Baumgart		 DNF	-	00:31:36.0 (41)	00:33:10.1 (45)	00:41:03.0 (45)	-
	83	John Fredy Lopez		 01:00:09.5 (46)	-	-	-	-	-
	111	Ste Simms		 DNF	-	-	00:32:52.2 (44)	00:35:30.3 (31)	-

## WOMEN

Pos	No.	Name	Team	E1 Pos	E2 Pos	E3 Pos	E4 Pos	E5 Pos	Time
1st	1003	Katy Curd		00:45:41.5 (1)	00:46:46.5 (2)	00:24:57.7 (2)	00:25:41.6 (1)	00:31:17.3 (1)	02:54:24.6
2nd	1009	Megan Tuttle		00:47:41.5 (3)	00:46:04.8 (1)	00:24:56.4 (1)	00:27:02.0 (2)	00:32:56.0 (2)	02:58:40.7
3rd	1005	Simone Vogel		00:47:18.6 (2)	00:47:53.6 (3)	00:25:11.1 (3)	00:27:51.0 (3)	00:34:08.9 (5)	03:02:23.2
4th	1001	Eilis Davey		00:48:51.8 (4)	00:49:46.2 (4)	00:26:25.8 (4)	00:28:33.6 (5)	00:33:42.3 (3)	03:07:19.7
5th	1006	Aston Tutt		00:49:33.2 (5)	00:52:27.7 (5)	00:27:37.1 (5)	00:28:22.8 (4)	00:34:00.6 (4)	03:12:01.4
6th	1011	Bernie Commins		00:56:00.9 (6)	00:53:31.4 (6)	00:28:54.7 (6)	00:30:03.1 (6)	00:38:38.2 (6)	03:27:08.3
7th	1007	Eve Mulholland		01:07:01.7 (7)	01:02:40.4 (7)	00:36:05.2 (7)	00:33:04.9 (7)	00:41:54.4 (7)	04:00:46.6
8th	1008	Stefanie Weinke		01:07:08.6 (8)	01:15:47.1 (8)	00:42:30.9 (8)	00:37:23.5 (9)	00:50:39.2 (9)	04:33:29.3
	1010	Amy Cropper		DNF	-	-	00:36:53.4 (8)	00:46:56.1 (8)	-