

Trans Madeira Summer 2023 - Day 5

maio 20, 2023

OVERALL RESULTS

MEN

Pos	No.	Name	Team	E1 Pos	E2 Pos	E3 Pos	E4 Pos	E5 Pos	Time
1st	5	Kelan Grant		00:37:38.0 (1)	00:37:20.3 (1)	00:21:50.3 (3)	00:27:04.9 (2)	00:26:45.2 (2)	02:30:38.7
2nd	30	Leigh Johnson		00:38:12.3 (2)	00:37:54.1 (2)	00:21:19.9 (1)	00:26:58.0 (1)	00:26:39.9 (1)	02:31:04.2
3rd	15	Thomas Lapeyrie		00:39:17.8 (7)	00:38:23.6 (3)	00:21:56.8 (4)	00:27:37.8 (3)	00:26:58.7 (3)	02:34:14.7
4th	1	Jerome Clementz		00:38:54.3 (3)	00:38:46.5 (4)	00:21:48.8 (2)	00:28:40.5 (7)	00:27:22.6 (4)	02:35:32.7
5th	10	Thomas Escudier		00:39:16.1 (6)	00:38:48.8 (5)	00:22:03.1 (5)	00:28:00.4 (4)	00:27:25.6 (5)	02:35:34.0
6th	4	Fabien Cousinié		00:38:58.6 (4)	00:39:04.2 (6)	00:22:33.6 (8)	00:28:08.4 (5)	00:27:26.3 (6)	02:36:11.1
7th	8	Fergus Ryan		00:40:43.7 (11)	00:39:45.0 (8)	00:22:25.4 (6)	00:28:17.6 (6)	00:27:41.2 (7)	02:38:52.9
8th	11	Antonio Dieu		00:39:42.8 (8)	00:39:54.9 (10)	00:22:42.6 (10)	00:28:51.4 (8)	00:28:10.5 (9)	02:39:22.2
9th	34	Chris Brown		00:41:34.0 (13)	00:39:31.6 (7)	00:22:36.0 (9)	00:28:53.0 (9)	00:28:28.8 (10)	02:41:03.4
10th	2	Jono Jones		00:40:36.5 (10)	00:40:29.8 (11)	00:22:51.8 (11)	00:29:19.5 (10)	00:30:14.5 (17)	02:43:32.1
11th	18	Matt Hockenull		00:40:54.6 (12)	00:40:38.1 (12)	00:23:00.6 (12)	00:29:31.4 (11)	00:30:12.6 (16)	02:44:17.3
12th	17	Sam Hockenull		00:44:52.0 (18)	00:41:10.8 (13)	00:23:23.1 (13)	00:30:43.3 (16)	00:30:59.4 (21)	02:51:08.6
13th	24	Mason Rudolph		00:44:00.0 (15)	00:43:05.1 (16)	00:24:23.3 (16)	00:30:14.7 (13)	00:29:27.2 (11)	02:51:10.3
14th	37	Tyrone Rutherford		00:43:29.3 (14)	00:43:40.7 (17)	00:25:04.1 (19)	00:30:12.1 (12)	00:29:37.6 (13)	02:52:03.8
15th	35	Mark O'Kane		00:44:06.0 (16)	00:45:02.9 (21)	00:25:26.2 (23)	00:31:41.8 (19)	00:29:39.0 (14)	02:55:55.9
16th	28	Robin Kull		00:45:36.8 (19)	00:43:41.3 (18)	00:24:50.8 (18)	00:31:52.5 (20)	00:30:51.3 (19)	02:56:52.7
17th	7	Kriss Kyle		00:46:32.8 (22)	00:42:41.9 (15)	00:24:09.7 (15)	00:31:36.2 (18)	00:32:01.9 (24)	02:57:02.5
18th	27	Nicolas Pulfer		00:47:08.4 (23)	00:43:49.6 (19)	00:25:04.2 (20)	00:32:28.4 (23)	00:29:34.1 (12)	02:58:04.7
19th	21	Nicholas Rezelman		00:44:42.6 (17)	00:44:59.8 (20)	00:25:34.6 (24)	00:31:54.9 (21)	00:31:09.3 (22)	02:58:21.2
20th	38	Lawrence Dascombe		00:46:18.9 (20)	00:45:41.9 (22)	00:25:18.9 (22)	00:30:58.6 (17)	00:30:08.2 (15)	02:58:26.5
21st	23	Jeffrey Schmaus		00:48:07.1 (24)	00:47:50.8 (23)	00:25:13.1 (21)	00:32:38.5 (24)	00:30:54.5 (20)	03:04:44.0
22nd	20	Evan DeGray		00:46:29.7 (21)	00:47:52.8 (24)	00:27:31.5 (26)	00:34:33.2 (27)	00:35:33.8 (31)	03:12:01.0
23rd	39	Maxemilian Nilsson		00:49:42.7 (25)	00:49:50.7 (28)	00:27:43.1 (27)	00:33:48.1 (25)	00:32:52.1 (25)	03:13:56.7
24th	32	Mateusz Jurczyk		00:52:26.5 (28)	00:49:41.0 (27)	00:26:36.9 (25)	00:32:26.0 (22)	00:33:19.3 (27)	03:14:29.7
25th	22	Bennett Park		00:54:53.1 (29)	00:49:09.3 (26)	00:29:48.3 (30)	00:34:26.1 (26)	00:33:41.9 (28)	03:21:58.7
26th	31	Wojciech Walczyk		00:51:19.1 (27)	00:50:01.3 (29)	00:29:14.9 (29)	00:36:22.8 (29)	00:35:17.2 (30)	03:22:15.3
27th	40	Marc Nyffeler		00:51:15.9 (26)	00:51:32.0 (30)	00:30:06.1 (31)	00:37:49.2 (30)	00:34:25.2 (29)	03:25:08.4
28th	33	Oskar Seifert		01:05:34.0 (31)	01:03:26.8 (32)	00:37:34.4 (32)	00:39:40.8 (31)	00:37:24.9 (32)	04:03:40.9
29th	26	Gioele Mazzia		00:55:23.3 (30)	00:48:22.3 (25)	00:27:48.6 (28)	01:08:27.4 (34)	01:14:17.5 (35)	04:34:19.1
30th	36	Yorrin de Groot		01:20:59.4 (32)	01:24:09.4 (33)	00:47:06.7 (33)	00:49:45.4 (33)	00:46:18.0 (34)	05:08:18.9
	19	Sam Cofano		DNF	00:42:07.6 (14)	00:24:36.8 (17)	00:30:17.8 (14)	00:33:03.3 (26)	-
	41	Mackenzie Lucas		DNF	01:02:59.9 (31)	DNF	00:40:47.1 (32)	00:40:04.4 (33)	-
	6	Gary Donaldson		00:39:03.2 (5)	-	-	00:35:20.8 (28)	00:28:03.6 (8)	-
	25	Gabe Petch		-	-	-	-	-	-
	12	Alex Medina		00:40:34.1 (9)	00:39:54.5 (9)	00:22:31.4 (7)	DNF	00:30:43.6 (18)	-
	3	Sam Reynolds		-	-	00:24:06.4 (14)	00:30:17.8 (14)	00:31:57.2 (23)	-

Trans Madeira Summer 2023 - Day 5

maio 20, 2023

OVERALL RESULTS

MEN30

Pos	No.	Name	Team	E1 Pos	E2 Pos	E3 Pos	E4 Pos	E5 Pos	Time
1st	60	Matthew Shearn		00:42:10.0 (1)	00:40:43.9 (1)	00:23:51.9 (1)	00:29:27.5 (1)	00:29:01.8 (1)	02:45:15.1
2nd	42	Guérin Cédric		00:43:43.0 (3)	00:43:33.4 (3)	00:23:54.6 (2)	00:30:37.4 (2)	00:30:50.1 (4)	02:52:38.5
3rd	69	Greg Arnold		00:43:15.3 (2)	00:46:23.4 (6)	00:25:09.2 (4)	00:31:22.1 (4)	00:30:05.5 (2)	02:56:15.5
4th	46	Ruben Gouveia		00:44:19.1 (4)	00:44:43.6 (4)	00:26:24.6 (5)	00:31:26.2 (5)	00:30:26.2 (3)	02:57:19.7
5th	74	Philip Mullan		00:44:31.2 (5)	00:43:07.8 (2)	00:24:35.7 (3)	00:30:47.9 (3)	00:36:19.4 (21)	02:59:22.0
6th	49	Rob Iredale		00:45:55.7 (6)	00:45:02.5 (5)	00:27:04.8 (6)	00:33:03.5 (6)	00:32:13.8 (5)	03:03:20.3
7th	71	Scott Pullin		00:46:25.4 (7)	00:47:27.4 (7)	00:27:33.2 (7)	00:34:02.3 (7)	00:32:20.8 (6)	03:07:49.1
8th	48	Dane Berry		00:49:44.3 (9)	00:49:19.9 (10)	00:28:38.4 (9)	00:34:09.6 (10)	00:32:33.5 (7)	03:14:25.7
9th	79	Joel Huleatt		00:51:05.7 (12)	00:49:11.0 (9)	00:27:37.9 (8)	00:34:06.2 (9)	00:33:44.5 (11)	03:15:45.3
10th	70	Valgard Bertschinger		00:48:53.2 (8)	00:48:52.6 (8)	00:29:13.1 (13)	00:35:48.1 (15)	00:33:36.8 (9)	03:16:23.8
11th	68	Gasper Rebernak		00:50:50.1 (11)	00:50:20.5 (13)	00:28:44.8 (11)	00:34:05.1 (8)	00:32:43.7 (8)	03:16:44.2
12th	43	Michael Moller		00:50:40.6 (10)	00:51:23.3 (14)	00:28:46.9 (12)	00:35:12.0 (14)	00:35:47.6 (19)	03:21:50.4
13th	75	Oscar Alcazar		00:52:29.7 (13)	00:53:35.1 (16)	00:29:13.4 (14)	00:35:56.9 (16)	00:34:41.6 (17)	03:25:56.7
14th	47	Giovanni Piras		00:53:09.3 (15)	00:55:32.1 (20)	00:28:42.9 (10)	00:34:53.0 (13)	00:34:20.8 (16)	03:26:38.1
15th	50	Fabian Beutler		00:52:59.2 (14)	00:53:29.8 (15)	00:30:42.8 (19)	00:36:32.6 (19)	00:34:13.7 (14)	03:27:58.1
16th	72	George Eccleston		00:54:38.7 (16)	00:49:35.1 (11)	00:29:41.5 (16)	00:37:26.8 (20)	00:38:36.8 (26)	03:29:58.9
17th	78	Tiago Ogris		00:55:04.7 (19)	00:55:20.7 (19)	00:30:34.6 (18)	00:34:48.6 (12)	00:34:20.4 (15)	03:30:09.0
18th	54	Michael Brügger		00:56:42.6 (21)	00:56:30.9 (21)	00:29:58.3 (17)	00:34:48.4 (11)	00:33:44.2 (10)	03:31:44.4
19th	63	Steve Swan		00:54:59.6 (18)	00:54:15.3 (17)	00:32:34.2 (23)	00:38:12.2 (22)	00:35:59.5 (20)	03:36:00.8
20th	77	Gary Kawamura		00:54:52.3 (17)	00:55:12.1 (18)	00:32:09.9 (21)	00:38:29.7 (23)	00:36:55.7 (22)	03:37:39.7
21st	29	Thomas Rychener		00:55:08.2 (20)	00:59:25.2 (24)	00:32:10.3 (22)	00:37:30.7 (21)	00:34:09.2 (13)	03:38:23.6
22nd	53	Dmitry Zagovalko		01:00:17.8 (24)	00:57:58.6 (23)	00:31:42.7 (20)	00:36:05.7 (17)	00:34:59.3 (18)	03:41:04.1
23rd	57	Iain Smith		00:57:57.9 (22)	00:57:13.6 (22)	00:38:31.0 (27)	00:41:02.7 (28)	00:38:58.8 (28)	03:53:44.0
24th	64	Anton Mironov		01:05:27.3 (27)	01:02:19.6 (25)	00:34:18.0 (24)	00:39:05.4 (24)	00:36:55.7 (22)	03:58:06.0
25th	51	Martin Gansler		00:59:17.1 (23)	01:03:30.5 (28)	00:37:51.0 (26)	00:40:45.3 (26)	00:36:59.3 (24)	03:58:23.2
26th	67	Lovro Hartman		01:05:43.8 (28)	01:03:07.3 (27)	00:38:36.3 (29)	00:40:48.5 (27)	00:39:55.7 (30)	04:08:11.6
27th	66	Arjan Topolovec		01:06:14.3 (29)	01:03:06.1 (26)	00:38:34.8 (28)	00:40:36.9 (25)	00:39:47.7 (29)	04:08:19.8
28th	65	Sebastian Jurczyk		01:04:46.8 (25)	01:07:28.0 (29)	00:40:20.9 (30)	00:41:51.5 (29)	00:38:41.8 (27)	04:13:09.0
	58	Knut Erik Haugen		-	-	-	-	-	-
	44	Benjamin Knoth		DNF	00:50:11.6 (12)	00:29:22.5 (15)	00:36:13.3 (18)	00:33:51.3 (12)	-
	76	Pablo Guillem Ruiz		DNF	-	-	00:44:20.2 (30)	00:43:21.7 (31)	-
	56	Antony Stevens		DNF	01:20:25.3 (30)	DNF	DNF	-	-
	61	Tianlin You		-	-	-	-	-	-
	45	Eric Kuiack		-	-	-	-	-	-
	52	Peter Thomson		01:05:05.2 (26)	DNF	00:35:41.1 (25)	-	00:37:26.0 (25)	-
	59	Kristian Ostlie		-	-	-	-	-	-

Trans Madeira Summer 2023 - Day 5

maio 20, 2023

OVERALL RESULTS

MEN40




















Pos	No.	Name	Team	E1 Pos	E2 Pos	E3 Pos	E4 Pos	E5 Pos	Time
1st	80	Leo Kokkonen		00:42:39.6 (2)	00:43:16.4 (3)	<u>00:23:14.2 (1)</u>	<u>00:29:20.8 (1)</u>	<u>00:28:24.7 (1)</u>	02:46:55.7
2nd	122	Christian Ferrone		00:42:54.0 (3)	00:42:25.1 (2)	00:23:41.7 (2)	00:29:34.7 (2)	00:28:55.0 (2)	02:47:30.5
3rd	106	Glyn O'Brien		00:43:09.7 (4)	<u>00:42:00.4 (1)</u>	00:23:44.7 (3)	00:29:48.4 (3)	00:29:10.8 (3)	02:47:54.0
4th	107	Ste Simms		<u>00:41:56.8 (1)</u>	00:43:38.7 (4)	00:24:15.9 (4)	00:34:16.8 (9)	00:31:27.2 (7)	02:55:35.4
5th	84	Stuart Brereton		00:47:10.7 (7)	00:45:03.9 (5)	00:26:15.3 (5)	00:32:17.6 (4)	00:30:42.3 (4)	03:01:29.8
6th	136	Andrew Dapre		00:46:38.1 (5)	00:48:07.6 (8)	00:26:19.1 (6)	00:32:34.3 (5)	00:30:50.7 (5)	03:04:29.8
7th	83	Alex Bayne		00:46:47.4 (6)	00:45:35.2 (6)	00:27:40.5 (9)	00:33:26.8 (7)	00:31:01.0 (6)	03:04:30.9
8th	120	Kent Roache		00:48:20.1 (9)	00:48:55.0 (10)	00:27:03.9 (7)	00:34:04.5 (8)	00:32:17.2 (9)	03:10:40.7
9th	119	David Guerra		00:47:54.7 (8)	00:50:42.6 (12)	00:27:13.8 (8)	00:32:57.5 (6)	00:32:10.2 (8)	03:10:58.8
10th	115	Simon Ruzsala		00:48:22.4 (10)	00:47:33.1 (7)	00:28:05.1 (11)	00:34:33.6 (12)	00:33:01.7 (13)	03:11:35.9
11th	94	Tuomo Jaaskelainen		00:49:59.6 (11)	00:48:54.3 (9)	00:27:52.3 (10)	00:34:17.9 (10)	00:32:22.3 (10)	03:13:26.4
12th	95	Pascal Pensa		00:49:59.9 (12)	00:49:59.0 (11)	00:28:27.8 (12)	00:35:58.7 (14)	00:32:35.0 (11)	03:17:00.4
13th	108	Christian Zangerl		00:53:18.8 (14)	00:53:07.2 (13)	00:30:16.4 (13)	00:35:29.3 (13)	00:33:27.4 (14)	03:25:39.1
14th	98	Achim Bosch		00:54:34.3 (15)	00:59:45.9 (17)	00:33:11.4 (16)	00:37:01.0 (15)	00:35:21.9 (16)	03:39:54.5
15th	114	Rob Helps		01:13:54.3 (20)	00:54:27.4 (14)	00:30:26.5 (14)	00:37:23.9 (16)	00:35:09.3 (15)	03:51:21.4
16th	135	Benjamin Trinder		00:56:22.8 (16)	01:05:47.2 (21)	00:35:22.3 (19)	00:41:01.9 (20)	00:38:42.4 (19)	03:57:16.6
17th	96	Faizal Hamdan		00:59:42.8 (17)	01:02:39.0 (19)	00:35:41.8 (20)	00:41:35.3 (21)	00:40:36.0 (20)	04:00:14.9
18th	90	Rodrigo Biurrun		01:08:12.8 (19)	01:14:43.3 (22)	00:38:07.4 (22)	00:43:36.4 (22)	00:41:01.0 (21)	04:25:40.9
19th	134	Bradley Gutting		01:17:05.8 (21)	01:39:46.0 (24)	00:58:48.4 (24)	00:47:30.3 (24)	00:42:36.4 (22)	05:25:46.9
	88	Rob Day		-	-	00:34:24.1 (18)	-	00:36:22.3 (18)	-
	99	Rolph de Groot		01:00:04.9 (18)	01:01:16.7 (18)	00:34:01.7 (17)	00:40:21.5 (19)	-	-
	128	Markus Ketterl		01:55:18.3 (22)	01:57:52.2 (25)	-	00:51:31.2 (25)	00:54:09.6 (24)	-
	129	Martin Pausch		02:06:44.4 (23)	02:03:35.2 (26)	-	00:55:03.3 (26)	01:01:13.2 (25)	-
	112	Andrew Wood		DNF	01:20:25.4 (23)	00:40:29.8 (23)	00:46:05.4 (23)	DNF	-
	97	Baum Kirian		DNF	00:56:31.2 (15)	00:32:45.1 (15)	00:34:20.1 (11)	00:32:44.4 (12)	-
	105	Alexandre Tricot		00:52:16.1 (13)	00:57:59.7 (16)	DNF	00:37:47.1 (17)	00:35:34.2 (17)	-
	87	Mark Pitchford		-	01:04:05.2 (20)	00:37:03.6 (21)	00:39:47.0 (18)	00:45:56.3 (23)	-

Trans Madeira Summer 2023 - Day 5

maio 20, 2023

OVERALL RESULTS

MEN50













Pos	No.	Name	Team	E1 Pos	E2 Pos	E3 Pos	E4 Pos	E5 Pos	Time
1st	85	Joe Ward		00:43:52.7 (1)	00:43:09.6 (1)	00:24:34.8 (1)	00:31:03.5 (1)	00:29:59.3 (1)	02:52:39.9
2nd	91	Peter Beer		00:45:16.2 (2)	00:45:55.9 (2)	00:25:39.4 (2)	00:31:59.7 (2)	00:31:02.4 (2)	02:59:53.6
3rd	121	Paul Cameron		00:45:26.8 (3)	00:46:15.6 (3)	00:25:52.5 (3)	00:32:18.7 (3)	00:31:03.7 (3)	03:00:57.3
4th	81	Juan Christen		00:47:26.7 (4)	00:47:41.8 (6)	00:27:14.0 (4)	00:33:02.3 (4)	00:31:53.9 (4)	03:07:18.7
5th	92	Alan Ryan		00:48:04.9 (6)	00:46:56.3 (4)	00:27:22.1 (6)	00:33:48.1 (6)	00:32:43.2 (7)	03:08:54.6
6th	93	Marcus Swail		00:47:52.9 (5)	00:47:17.8 (5)	00:27:16.0 (5)	00:34:01.9 (7)	00:32:37.6 (6)	03:09:06.2
7th	101	Alex Granados		00:49:08.9 (7)	00:49:07.9 (7)	00:27:30.9 (7)	00:33:37.6 (5)	00:32:23.1 (5)	03:11:48.4
8th	116	Marco Carrer		00:49:09.0 (8)	00:49:18.2 (8)	00:27:46.8 (8)	00:34:19.4 (8)	00:33:08.8 (8)	03:13:42.2
9th	104	Cameron Bryce		00:49:17.1 (9)	00:51:08.4 (9)	00:28:48.0 (9)	00:34:28.2 (9)	00:33:21.7 (9)	03:17:03.4
10th	113	Paul Carter		00:58:46.0 (10)	00:59:45.6 (11)	00:34:56.1 (10)	00:40:57.9 (13)	00:38:37.6 (12)	03:53:03.2
11th	127	Declan Fee		00:59:55.9 (11)	00:59:26.7 (10)	00:35:46.5 (11)	00:40:35.5 (12)	00:38:38.3 (13)	03:54:22.9
12th	133	David Scurfield		01:00:38.2 (12)	01:04:03.4 (12)	00:37:01.2 (12)	00:39:04.6 (10)	00:38:32.5 (11)	03:59:19.9
13th	100	Matthew Frost		01:01:43.6 (13)	01:09:30.9 (13)	00:41:44.3 (17)	00:42:38.2 (14)	00:41:20.7 (16)	04:16:57.7
14th	131	Sam Christie		01:11:14.8 (14)	01:13:44.0 (15)	00:40:49.3 (15)	00:39:38.9 (11)	00:38:20.7 (10)	04:23:47.7
15th	86	Matjaz Zilavec		01:11:46.3 (15)	01:09:47.1 (14)	00:38:36.2 (14)	00:42:50.2 (16)	00:41:15.6 (15)	04:24:15.4
16th	118	Jonathan Harvey		01:14:51.2 (16)	01:15:12.8 (16)	00:41:36.2 (16)	00:43:07.3 (17)	00:42:51.3 (17)	04:37:38.8
	103	Richard Nicholls		01:19:58.2 (17)	-	-	-	-	-
	132	John Mackintosh		01:30:35.4 (18)	01:31:20.5 (17)	DNF	00:50:10.5 (18)	00:49:12.1 (18)	-
	126	Conor Flannery		DNF	-	00:37:41.3 (13)	00:42:42.6 (15)	00:40:22.8 (14)	-

Trans Madeira Summer 2023 - Day 5

maio 20, 2023

OVERALL RESULTS

WOMEN







































Pos	No.	Name	Team	E1 Pos	E2 Pos	E3 Pos	E4 Pos	E5 Pos	Time
1st	1001	Amy Morrison		00:44:58.6 (2)	00:45:59.1 (2)	00:26:35.7 (2)	<u>00:31:59.6 (1)</u>	<u>00:30:59.6 (1)</u>	03:00:32.6
2nd	1013	Morgane Jonnier		<u>00:43:10.0 (1)</u>	<u>00:45:36.7 (1)</u>	<u>00:25:18.8 (1)</u>	00:33:53.1 (2)	00:33:29.7 (2)	03:01:28.3
3rd	1004	Claire Elworthy		00:55:56.7 (3)	00:56:40.7 (3)	00:34:23.1 (6)	00:37:45.7 (3)	00:36:59.3 (3)	03:41:45.5
4th	1005	Eva Carrer-Enz		00:56:41.1 (4)	00:57:44.2 (4)	00:33:36.9 (3)	00:39:26.0 (5)	00:39:27.4 (7)	03:46:55.6
5th	1009	Vera Ramon		00:59:00.0 (6)	00:59:42.1 (6)	00:33:58.7 (5)	00:38:06.3 (4)	00:37:33.2 (5)	03:48:20.3
6th	1002	Viki Craig		00:58:40.5 (5)	00:57:54.7 (5)	00:33:56.7 (4)	00:40:49.4 (7)	00:38:56.7 (6)	03:50:18.0
7th	1003	Diana Bralye		01:00:54.4 (7)	01:01:29.2 (7)	00:34:40.2 (7)	00:42:23.8 (8)	00:40:05.2 (8)	03:59:32.8
8th	1007	Alicia Hockin		01:03:57.1 (8)	01:09:05.7 (8)	00:38:40.0 (8)	00:42:55.8 (9)	00:40:51.8 (9)	04:15:30.4
9th	1010	Anneliese Braendle		01:11:51.1 (10)	01:17:52.5 (9)	00:42:00.1 (10)	00:43:06.5 (10)	00:44:14.2 (10)	04:39:04.4
10th	1008	Ambra Giusti		01:21:15.0 (11)	01:26:56.5 (10)	00:40:07.0 (9)	00:40:12.0 (6)	00:37:31.8 (4)	04:46:02.3
	1006	Tini Davies		01:09:01.4 (9)	DNF	00:46:21.5 (11)	DNF	00:47:12.3 (12)	-
	1012	Simone Van Der Drift		DNF	01:46:27.7 (11)	00:55:29.6 (12)	DNF	00:45:19.2 (11)	-

Trans Madeira Summer 2023 - Day 5

maio 20, 2023

OVERALL RESULTS

Enduro







































Pos	No.	Name	Team	E1 Pos	E2 Pos	E3 Pos	E4 Pos	E5 Pos	Time
1st	5	Kelan Grant		00:37:38.0 (1)	00:37:20.3 (1)	00:21:50.3 (3)	00:27:04.9 (2)	00:26:45.2 (2)	02:30:38.7
2nd	30	Leigh Johnson		00:38:12.3 (2)	00:37:54.1 (2)	00:21:19.9 (1)	00:26:58.0 (1)	00:26:39.9 (1)	02:31:04.2
3rd	15	Thomas Lapeyrie		00:39:17.8 (7)	00:38:23.6 (3)	00:21:56.8 (4)	00:27:37.8 (3)	00:26:58.7 (3)	02:34:14.7
4th	1	Jerome Clementz		00:38:54.3 (3)	00:38:46.5 (4)	00:21:48.8 (2)	00:28:40.5 (7)	00:27:22.6 (4)	02:35:32.7
5th	10	Thomas Escudier		00:39:16.1 (6)	00:38:48.8 (5)	00:22:03.1 (5)	00:28:00.4 (4)	00:27:25.6 (5)	02:35:34.0
6th	4	Fabien Cousinié		00:38:58.6 (4)	00:39:04.2 (6)	00:22:33.6 (8)	00:28:08.4 (5)	00:27:26.3 (6)	02:36:11.1
7th	8	Fergus Ryan		00:40:43.7 (11)	00:39:45.0 (8)	00:22:25.4 (6)	00:28:17.6 (6)	00:27:41.2 (7)	02:38:52.9
8th	11	Antonio Dieu		00:39:42.8 (8)	00:39:54.9 (10)	00:22:42.6 (10)	00:28:51.4 (8)	00:28:10.5 (9)	02:39:22.2
9th	34	Chris Brown		00:41:34.0 (13)	00:39:31.6 (7)	00:22:36.0 (9)	00:28:53.0 (9)	00:28:28.8 (11)	02:41:03.4
10th	2	Jono Jones		00:40:36.5 (10)	00:40:29.8 (11)	00:22:51.8 (11)	00:29:19.5 (10)	00:30:14.5 (23)	02:43:32.1
11th	18	Matt Hockenhull		00:40:54.6 (12)	00:40:38.1 (12)	00:23:00.6 (12)	00:29:31.4 (13)	00:30:12.6 (22)	02:44:17.3
12th	60	Matthew Shearn		00:42:10.0 (15)	00:40:43.9 (13)	00:23:51.9 (17)	00:29:27.5 (12)	00:29:01.8 (13)	02:45:15.1
13th	80	Leo Kokkonen		00:42:39.6 (16)	00:43:16.4 (22)	00:23:14.2 (13)	00:29:20.8 (11)	00:28:24.7 (10)	02:46:55.7
14th	122	Christian Ferrone		00:42:54.0 (17)	00:42:25.1 (17)	00:23:41.7 (15)	00:29:34.7 (14)	00:28:55.0 (12)	02:47:30.5
15th	106	Glyn O'Brien		00:43:09.7 (18)	00:42:00.4 (15)	00:23:44.7 (16)	00:29:48.4 (15)	00:29:10.8 (14)	02:47:54.0
16th	17	Sam Hockenhull		00:44:52.0 (29)	00:41:10.8 (14)	00:23:23.1 (14)	00:30:43.3 (21)	00:30:59.4 (31)	02:51:08.6
17th	24	Mason Rudolph		00:44:00.0 (24)	00:43:05.1 (19)	00:24:23.3 (22)	00:30:14.7 (17)	00:29:27.2 (15)	02:51:10.3
18th	37	Tyrone Rutherford		00:43:29.3 (21)	00:43:40.7 (25)	00:25:04.1 (27)	00:30:12.1 (16)	00:29:37.6 (17)	02:52:03.8
19th	42	Guérin Cédric		00:43:43.0 (22)	00:43:33.4 (23)	00:23:54.6 (18)	00:30:37.4 (20)	00:30:50.1 (27)	02:52:38.5
20th	85	Joe Ward		00:43:52.7 (23)	00:43:09.6 (21)	00:24:34.8 (23)	00:31:03.5 (24)	00:29:59.3 (19)	02:52:39.9
21st	107	Ste Simms		00:41:56.8 (14)	00:43:38.7 (24)	00:24:15.9 (21)	00:34:16.8 (53)	00:31:27.2 (37)	02:55:35.4
22nd	35	Mark O'Kane		00:44:06.0 (25)	00:45:02.9 (31)	00:25:26.2 (33)	00:31:41.8 (28)	00:29:39.0 (18)	02:55:55.9
23rd	69	Greg Arnold		00:43:15.3 (20)	00:46:23.4 (39)	00:25:09.2 (29)	00:31:22.1 (25)	00:30:05.5 (20)	02:56:15.5
24th	28	Robin Kull		00:45:36.8 (33)	00:43:41.3 (26)	00:24:50.8 (26)	00:31:52.5 (29)	00:30:51.3 (29)	02:56:52.7
25th	7	Kriss Kyle		00:46:32.8 (38)	00:42:41.9 (18)	00:24:09.7 (20)	00:31:36.2 (27)	00:32:01.9 (40)	02:57:02.5
26th	46	Ruben Gouveia		00:44:19.1 (26)	00:44:43.6 (28)	00:26:24.6 (39)	00:31:26.2 (26)	00:30:26.2 (24)	02:57:19.7
27th	27	Nicolas Pulfer		00:47:08.4 (41)	00:43:49.6 (27)	00:25:04.2 (28)	00:32:28.4 (36)	00:29:34.1 (16)	02:58:04.7
28th	21	Nicholas Rezelman		00:44:42.6 (28)	00:44:59.8 (29)	00:25:34.6 (34)	00:31:54.9 (30)	00:31:09.3 (36)	02:58:21.2
29th	38	Lawrence Dascombe		00:46:18.9 (35)	00:45:41.9 (35)	00:25:18.9 (32)	00:30:58.6 (23)	00:30:08.2 (21)	02:58:26.5
30th	74	Philip Mullan		00:44:31.2 (27)	00:43:07.8 (20)	00:24:35.7 (24)	00:30:47.9 (22)	00:36:19.4 (80)	02:59:22.0
31st	91	Peter Beer		00:45:16.2 (31)	00:45:55.9 (36)	00:25:39.4 (35)	00:31:59.7 (32)	00:31:02.4 (34)	02:59:53.6
32nd	1001	Amy Morrison		00:44:58.6 (30)	00:45:59.1 (37)	00:26:35.7 (40)	00:31:59.6 (31)	00:30:59.6 (32)	03:00:32.6
33rd	121	Paul Cameron		00:45:26.8 (32)	00:46:15.6 (38)	00:25:52.5 (36)	00:32:18.7 (34)	00:31:03.7 (35)	03:00:57.3
34th	1013	Morgane Jonnier		00:43:10.0 (19)	00:45:36.7 (34)	00:25:18.8 (31)	00:33:53.1 (46)	00:33:29.7 (60)	03:01:28.3
35th	84	Stuart Brereton		00:47:10.7 (42)	00:45:03.9 (32)	00:26:15.3 (37)	00:32:17.6 (33)	00:30:42.3 (25)	03:01:29.8
36th	49	Rob Iredale		00:45:55.7 (34)	00:45:02.5 (30)	00:27:04.8 (43)	00:33:03.5 (41)	00:32:13.8 (42)	03:03:20.3
37th	136	Andrew Dapre		00:46:38.1 (39)	00:48:07.6 (47)	00:26:19.1 (38)	00:32:34.3 (37)	00:30:50.7 (28)	03:04:29.8
38th	83	Alex Bayne		00:46:47.4 (40)	00:45:35.2 (33)	00:27:40.5 (52)	00:33:26.8 (42)	00:31:01.0 (33)	03:04:30.9

Trans Madeira Summer 2023 - Day 5

maio 20, 2023

OVERALL RESULTS

Enduro

Pos	No.	Name	Team	E1 Pos	E2 Pos	E3 Pos	E4 Pos	E5 Pos	Time
39th	23	Jeffrey Schmaus	 00:48:07.1 (47)	00:47:50.8 (45)	00:25:13.1 (30)	00:32:38.5 (38)	00:30:54.5 (30)	03:04:44.0	
40th	81	Juan Christen	 00:47:26.7 (43)	00:47:41.8 (44)	00:27:14.0 (45)	00:33:02.3 (40)	00:31:53.9 (38)	03:07:18.7	
41st	71	Scott Pullin	 00:46:25.4 (36)	00:47:27.4 (42)	00:27:33.2 (50)	00:34:02.3 (48)	00:32:20.8 (44)	03:07:49.1	
42nd	92	Alan Ryan	 00:48:04.9 (46)	00:46:56.3 (40)	00:27:22.1 (47)	00:33:48.1 (44)	00:32:43.2 (50)	03:08:54.6	
43rd	93	Marcus Swail	 00:47:52.9 (44)	00:47:17.8 (41)	00:27:16.0 (46)	00:34:01.9 (47)	00:32:37.6 (49)	03:09:06.2	
44th	120	Kent Roache	 00:48:20.1 (48)	00:48:55.0 (51)	00:27:03.9 (42)	00:34:04.5 (49)	00:32:17.2 (43)	03:10:40.7	
45th	119	David Guerra	 00:47:54.7 (45)	00:50:42.6 (64)	00:27:13.8 (44)	00:32:57.5 (39)	00:32:10.2 (41)	03:10:58.8	
46th	115	Simon Ruzsala	 00:48:22.4 (49)	00:47:33.1 (43)	00:28:05.1 (57)	00:34:33.6 (60)	00:33:01.7 (54)	03:11:35.9	
47th	101	Alex Granados	 00:49:08.9 (51)	00:49:07.9 (52)	00:27:30.9 (48)	00:33:37.6 (43)	00:32:23.1 (46)	03:11:48.4	
48th	20	Evan DeGray	 00:46:29.7 (37)	00:47:52.8 (46)	00:27:31.5 (49)	00:34:33.2 (59)	00:35:33.8 (76)	03:12:01.0	
49th	94	Tuomo Jaaskelainen	 00:49:59.6 (56)	00:48:54.3 (50)	00:27:52.3 (56)	00:34:17.9 (54)	00:32:22.3 (45)	03:13:26.4	
50th	116	Marco Carrer	 00:49:09.0 (52)	00:49:18.2 (55)	00:27:46.8 (54)	00:34:19.4 (55)	00:33:08.8 (56)	03:13:42.2	
51st	39	Maxemilian Nilsson	 00:49:42.7 (54)	00:49:50.7 (59)	00:27:43.1 (53)	00:33:48.1 (44)	00:32:52.1 (53)	03:13:56.7	
52nd	48	Dane Berry	 00:49:44.3 (55)	00:49:19.9 (56)	00:28:38.4 (59)	00:34:09.6 (52)	00:32:33.5 (47)	03:14:25.7	
53rd	32	Mateusz Jurczyk	 00:52:26.5 (64)	00:49:41.0 (58)	00:26:36.9 (41)	00:32:26.0 (35)	00:33:19.3 (57)	03:14:29.7	
54th	79	Joel Huleatt	 00:51:05.7 (60)	00:49:11.0 (54)	00:27:37.9 (51)	00:34:06.2 (51)	00:33:44.5 (64)	03:15:45.3	
55th	70	Valgard Bertschinger	 00:48:53.2 (50)	00:48:52.6 (49)	00:29:13.1 (64)	00:35:48.1 (67)	00:33:36.8 (61)	03:16:23.8	
56th	68	Gaspar Rebernak	 00:50:50.1 (59)	00:50:20.5 (63)	00:28:44.8 (61)	00:34:05.1 (50)	00:32:43.7 (51)	03:16:44.2	
57th	95	Pascal Pensa	 00:49:59.9 (57)	00:49:59.0 (60)	00:28:27.8 (58)	00:35:58.7 (69)	00:32:35.0 (48)	03:17:00.4	
58th	104	Cameron Bryce	 00:49:17.1 (53)	00:51:08.4 (65)	00:28:48.0 (63)	00:34:28.2 (58)	00:33:21.7 (58)	03:17:03.4	
59th	43	Michael Moller	 00:50:40.6 (58)	00:51:23.3 (66)	00:28:46.9 (62)	00:35:12.0 (64)	00:35:47.6 (78)	03:21:50.4	
60th	22	Bennett Park	 00:54:53.1 (72)	00:49:09.3 (53)	00:29:48.3 (69)	00:34:26.1 (57)	00:33:41.9 (62)	03:21:58.7	
61st	31	Wojciech Walczyk	 00:51:19.1 (62)	00:50:01.3 (61)	00:29:14.9 (66)	00:36:22.8 (72)	00:35:17.2 (74)	03:22:15.3	
62nd	40	Marc Nyffeler	 00:51:15.9 (61)	00:51:32.0 (67)	00:30:06.1 (71)	00:37:49.2 (80)	00:34:25.2 (70)	03:25:08.4	
63rd	108	Christian Zangerl	 00:53:18.8 (68)	00:53:07.2 (68)	00:30:16.4 (72)	00:35:29.3 (66)	00:33:27.4 (59)	03:25:39.1	
64th	75	Oscar Alcazar	 00:52:29.7 (65)	00:53:35.1 (70)	00:29:13.4 (65)	00:35:56.9 (68)	00:34:41.6 (71)	03:25:56.7	
65th	47	Giovanni Piras	 00:53:09.3 (67)	00:55:32.1 (75)	00:28:42.9 (60)	00:34:53.0 (63)	00:34:20.8 (69)	03:26:38.1	
66th	50	Fabian Beutler	 00:52:59.2 (66)	00:53:29.8 (69)	00:30:42.8 (75)	00:36:32.6 (73)	00:34:13.7 (67)	03:27:58.1	
67th	72	George Eccleston	 00:54:38.7 (70)	00:49:35.1 (57)	00:29:41.5 (68)	00:37:26.8 (76)	00:38:36.8 (92)	03:29:58.9	
68th	78	Tiago Ogris	 00:55:04.7 (74)	00:55:20.7 (74)	00:30:34.6 (74)	00:34:48.6 (62)	00:34:20.4 (68)	03:30:09.0	
69th	54	Michael Brügger	 00:56:42.6 (80)	00:56:30.9 (76)	00:29:58.3 (70)	00:34:48.4 (61)	00:33:44.2 (63)	03:31:44.4	
70th	63	Steve Swan	 00:54:59.6 (73)	00:54:15.3 (71)	00:32:34.2 (79)	00:38:12.2 (82)	00:35:59.5 (79)	03:36:00.8	
71st	77	Gary Kawamura	 00:54:52.3 (71)	00:55:12.1 (73)	00:32:09.9 (77)	00:38:29.7 (83)	00:36:55.7 (82)	03:37:39.7	
72nd	29	Thomas Rychener	 00:55:08.2 (75)	00:59:25.2 (84)	00:32:10.3 (78)	00:37:30.7 (77)	00:34:09.2 (66)	03:38:23.6	
73rd	98	Achim Bosch	 00:54:34.3 (69)	00:59:45.9 (88)	00:33:11.4 (81)	00:37:01.0 (74)	00:35:21.9 (75)	03:39:54.5	
74th	53	Dmitry Zagovalko	 01:00:17.8 (89)	00:57:58.6 (82)	00:31:42.7 (76)	00:36:05.7 (70)	00:34:59.3 (72)	03:41:04.1	
75th	1004	Claire Elworthy	 00:55:56.7 (77)	00:56:40.7 (78)	00:34:23.1 (87)	00:37:45.7 (78)	00:36:59.3 (84)	03:41:45.5	
76th	1005	Eva Carrer-Enz	 00:56:41.1 (79)	00:57:44.2 (80)	00:33:36.9 (82)	00:39:26.0 (86)	00:39:27.4 (99)	03:46:55.6	

Trans Madeira Summer 2023 - Day 5

maio 20, 2023

OVERALL RESULTS

Enduro

















Pos	No.	Name	Team	E1 Pos	E2 Pos	E3 Pos	E4 Pos	E5 Pos	Time
77th	1009	Vera Ramon		00:59:00.0 (84)	00:59:42.1 (86)	00:33:58.7 (84)	00:38:06.3 (81)	00:37:33.2 (89)	03:48:20.3
78th	1002	Viki Craig		00:58:40.5 (82)	00:57:54.7 (81)	00:33:56.7 (83)	00:40:49.4 (97)	00:38:56.7 (97)	03:50:18.0
79th	114	Rob Helps		01:13:54.3 (105)	00:54:27.4 (72)	00:30:26.5 (73)	00:37:23.9 (75)	00:35:09.3 (73)	03:51:21.4
80th	113	Paul Carter		00:58:46.0 (83)	00:59:45.6 (87)	00:34:56.1 (90)	00:40:57.9 (98)	00:38:37.6 (93)	03:53:03.2
81st	57	Iain Smith		00:57:57.9 (81)	00:57:13.6 (79)	00:38:31.0 (101)	00:41:02.7 (100)	00:38:58.8 (98)	03:53:44.0
82nd	127	Declan Fee		00:59:55.9 (87)	00:59:26.7 (85)	00:35:46.5 (94)	00:40:35.5 (92)	00:38:38.3 (94)	03:54:22.9
83rd	135	Benjamin Trinder		00:56:22.8 (78)	01:05:47.2 (100)	00:35:22.3 (91)	00:41:01.9 (99)	00:38:42.4 (96)	03:57:16.6
84th	64	Anton Mironov		01:05:27.3 (96)	01:02:19.6 (91)	00:34:18.0 (86)	00:39:05.4 (85)	00:36:55.7 (82)	03:58:06.0
85th	51	Martin Gansler		00:59:17.1 (85)	01:03:30.5 (97)	00:37:51.0 (99)	00:40:45.3 (94)	00:36:59.3 (84)	03:58:23.2
86th	133	David Scurfield		01:00:38.2 (90)	01:04:03.4 (98)	00:37:01.2 (95)	00:39:04.6 (84)	00:38:32.5 (91)	03:59:19.9
87th	1003	Diana Bralye		01:00:54.4 (91)	01:01:29.2 (90)	00:34:40.2 (89)	00:42:23.8 (103)	00:40:05.2 (103)	03:59:32.8
88th	96	Faizal Hamdan		00:59:42.8 (86)	01:02:39.0 (92)	00:35:41.8 (93)	00:41:35.3 (101)	00:40:36.0 (105)	04:00:14.9
89th	33	Oskar Seifert		01:05:34.0 (97)	01:03:26.8 (96)	00:37:34.4 (97)	00:39:40.8 (88)	00:37:24.9 (86)	04:03:40.9
90th	67	Lovro Hartman		01:05:43.8 (98)	01:03:07.3 (95)	00:38:36.3 (104)	00:40:48.5 (96)	00:39:55.7 (101)	04:08:11.6
91st	66	Arjan Topolovec		01:06:14.3 (99)	01:03:06.1 (94)	00:38:34.8 (102)	00:40:36.9 (93)	00:39:47.7 (100)	04:08:19.8
92nd	65	Sebastian Jurczyk		01:04:46.8 (94)	01:07:28.0 (101)	00:40:20.9 (107)	00:41:51.5 (102)	00:38:41.8 (95)	04:13:09.0
93rd	1007	Alicia Hockin		01:03:57.1 (93)	01:09:05.7 (102)	00:38:40.0 (105)	00:42:55.8 (107)	00:40:51.8 (106)	04:15:30.4
94th	100	Matthew Frost		01:01:43.6 (92)	01:09:30.9 (103)	00:41:44.3 (111)	00:42:38.2 (104)	00:41:20.7 (109)	04:16:57.7
95th	131	Sam Christie		01:11:14.8 (102)	01:13:44.0 (105)	00:40:49.3 (109)	00:39:38.9 (87)	00:38:20.7 (90)	04:23:47.7
96th	86	Matjaz Zilavec		01:11:46.3 (103)	01:09:47.1 (104)	00:38:36.2 (103)	00:42:50.2 (106)	00:41:15.6 (108)	04:24:15.4
97th	90	Rodrigo Biurrun		01:08:12.8 (100)	01:14:43.3 (106)	00:38:07.4 (100)	00:43:36.4 (110)	00:41:01.0 (107)	04:25:40.9
98th	26	Gioele Mazzia		00:55:23.3 (76)	00:48:22.3 (48)	00:27:48.6 (55)	01:08:27.4 (118)	01:14:17.5 (121)	04:34:19.1
99th	118	Jonathan Harvey		01:14:51.2 (106)	01:15:12.8 (107)	00:41:36.2 (110)	00:43:07.3 (109)	00:42:51.3 (111)	04:37:38.8
100th	1010	Anneliese Braendle		01:11:51.1 (104)	01:17:52.5 (108)	00:42:00.1 (112)	00:43:06.5 (108)	00:44:14.2 (113)	04:39:04.4
101st	1008	Ambra Giusti		01:21:15.0 (110)	01:26:56.5 (112)	00:40:07.0 (106)	00:40:12.0 (90)	00:37:31.8 (88)	04:46:02.3
102nd	36	Yorrin de Groot		01:20:59.4 (109)	01:24:09.4 (111)	00:47:06.7 (114)	00:49:45.4 (114)	00:46:18.0 (116)	05:08:18.9
103rd	134	Bradley Gutting		01:17:05.8 (107)	01:39:46.0 (114)	00:58:48.4 (116)	00:47:30.3 (113)	00:42:36.4 (110)	05:25:46.9
	44	Benjamin Knoth		DNF	00:50:11.6 (62)	00:29:22.5 (67)	00:36:13.3 (71)	00:33:51.3 (65)	-
	76	Pablo Guillem Ruiz		DNF	-	-	00:44:20.2 (111)	00:43:21.7 (112)	-
	56	Antony Stevens		DNF	01:20:25.3 (109)	DNF	DNF	-	-
	126	Conor Flannery		DNF	-	00:37:41.3 (98)	00:42:42.6 (105)	00:40:22.8 (104)	-
	97	Baum Kirian		DNF	00:56:31.2 (77)	00:32:45.1 (80)	00:34:20.1 (56)	00:32:44.4 (52)	-
	25	Gabe Petch		-	-	-	-	-	-
	87	Mark Pitchford		-	01:04:05.2 (99)	00:37:03.6 (96)	00:39:47.0 (89)	00:45:56.3 (115)	-
	45	Eric Kuiack		-	-	-	-	-	-
	61	Tianlin You		-	-	-	-	-	-
	58	Knut Erik Haugen		-	-	-	-	-	-
	88	Rob Day		-	-	00:34:24.1 (88)	-	00:36:22.3 (81)	-

Trans Madeira Summer 2023 - Day 5

maio 20, 2023

OVERALL RESULTS

Enduro

Pos	No.	Name	Team	E1 Pos	E2 Pos	E3 Pos	E4 Pos	E5 Pos	Time
112		Andrew Wood		DNF	01:20:25.4 (110)	00:40:29.8 (108)	00:46:05.4 (112)	DNF	-
3		Sam Reynolds		-	-	00:24:06.4 (19)	00:30:17.8 (18)	00:31:57.2 (39)	-
1012		Simone Van Der Drift		DNF	01:46:27.7 (115)	00:55:29.6 (115)	DNF	00:45:19.2 (114)	-
19		Sam Cofano		DNF	00:42:07.6 (16)	00:24:36.8 (25)	00:30:17.8 (18)	00:33:03.3 (55)	-
129		Martin Pausch		02:06:44.4 (113)	02:03:35.2 (117)	-	00:55:03.3 (117)	01:01:13.2 (120)	-
128		Markus Ketterl		01:55:18.3 (112)	01:57:52.2 (116)	-	00:51:31.2 (116)	00:54:09.6 (119)	-
132		John Mackintosh		01:30:35.4 (111)	01:31:20.5 (113)	DNF	00:50:10.5 (115)	00:49:12.1 (118)	-
103		Richard Nicholls		01:19:58.2 (108)	-	-	-	-	-
1006		Tini Davies		01:09:01.4 (101)	DNF	00:46:21.5 (113)	DNF	00:47:12.3 (117)	-
105		Alexandre Tricot		00:52:16.1 (63)	00:57:59.7 (83)	DNF	00:37:47.1 (79)	00:35:34.2 (77)	-
52		Peter Thomson		01:05:05.2 (95)	DNF	00:35:41.1 (92)	-	00:37:26.0 (87)	-
99		Rolph de Groot		01:00:04.9 (88)	01:01:16.7 (89)	00:34:01.7 (85)	00:40:21.5 (91)	-	-
6		Gary Donaldson		00:39:03.2 (5)	-	-	00:35:20.8 (65)	00:28:03.6 (8)	-
12		Alex Medina		00:40:34.1 (9)	00:39:54.5 (9)	00:22:31.4 (7)	DNF	00:30:43.6 (26)	-
41		Mackenzie Lucas		DNF	01:02:59.9 (93)	DNF	00:40:47.1 (95)	00:40:04.4 (102)	-
59		Kristian Ostlie		-	-	-	-	-	-